

SPINSO[®]

tt[®]

Standard

timetracker

Manage TimeSheet



Installation Guide

Step by step guide for download and installation.



Installation Guide

1.	Index	pg 2
2.	Download & Install	pg 3
3.	Login	pg 6

2

Download & Install

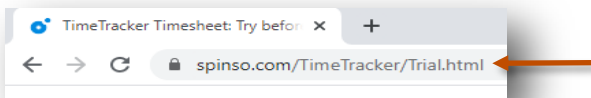
Installing TimeTracker is quiet easy. A simple setup wizard will guide you through the entire installation process. Follow these step by step instructions to help you install TimeTracker on your computer.



Prerequisite

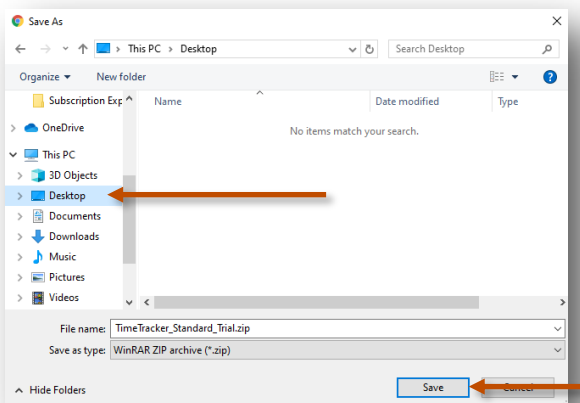
Operating system Windows Xp, Windows 7, 8, 8.1 or Windows 10

For windows Xp - Dot net 2.0 *free runtime from Microsoft is available on our website*



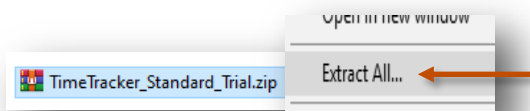
1 Download installer from our website

https://spinso.com/timetracker/downloads/Free-Trial/TimeTracker_Standard_Trial.zip



2 Select **Desktop** to save on our desktop

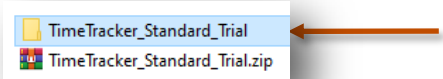
Click on **Save**



3

Extract Zip file

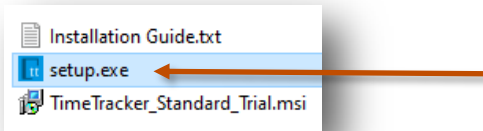
Right Click on zip file & Click **Extract All**



4

TimeTracker_Standard_Trial folder will be created on desktop.

Open the folder **TimeTracker_Standard_Trial**



5

You would see the following files
Run **Setup.exe** to install




Note : In case you are prompted for unknown publisher error
Click on **More Info**
Click on **Run anyway** to continue



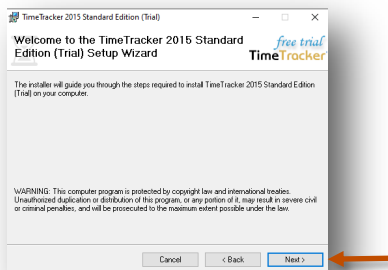
Note

We **do not** recommend you to run Setup.exe directly from TimeTracker_Standard_Trial.zip file
Please unzip the TimeTracker_Standard_Trial.zip file and run the setup from extracted folder



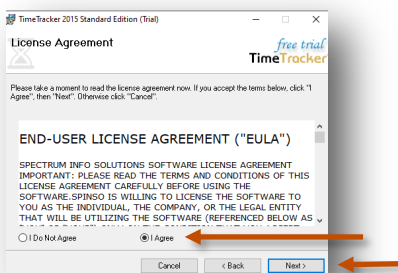
6

Click on **Next** button



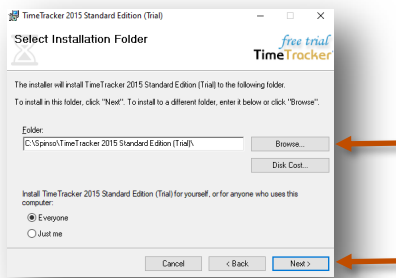
7

Click on **Next** button



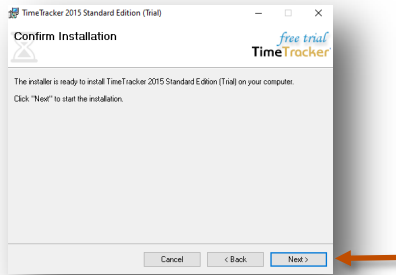
8

Select **I Agree**
Click on **Next** button

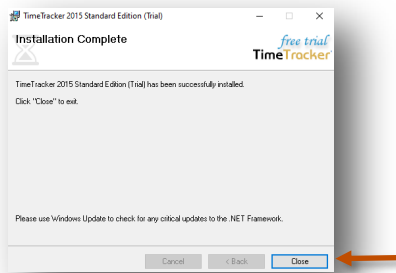


9 If you wish to change the installation path, Click on "**Browse**" and select the path for installation
We would recommend default path

Click on **Next** button




10 Click on **Next** button



11 Click on **Close** button

3

Login



After you install TimeTracker you can click on the TimeTracker icon on your desktop to launch the application

You can also launch the application from **Start - Program Files - Spinso - TimeTracker**



Click on **Login** to start using TimeTracker

SPINSO^o

more products



SalesTracker^{lite}
free sales CRM



ServiceDesk^{lite}
free service CRM

SPINSO.com